




# Dimension & Capacity Chart

Facility	Approximate Floor Area (sq.m.)	Approximate Floor Area (sq.ft.)	Approximate Dimension (W x L x H) m.	Approximate Dimension (W x L x H) ft.	Suggested Room Capacities			
					 Theatre	 Banquet	 Classroom	Standard Booth 3m. x 3m.
<b>IMPACT Challenger 2nd Floor</b>								
Lobby Challenger Hall 1	2,100	23,626	-	-	-	-	-	-
Lobby Challenger Hall 2	4,893	52,000	-	-	-	-	-	-
Lobby Challenger Hall 3	2,613	28,126	-	-	-	-	-	-
IMPACT Challenger Hall 1	20,000	215,278	131.20 x 153 x 16	430.44 x 501.96 x 52.49	20,000	14,000	14,000	1,120
IMPACT Challenger Hall 2	20,000	215,278	131.20 x 153 x 16	430.44 x 501.96 x 52.49	20,000	14,000	14,000	1,155
IMPACT Challenger Hall 3	20,000	215,278	131.20 x 153 x 16	430.44 x 501.96 x 52.49	20,000	14,000	14,000	1,155
IMPACT Challenger Hall 1-3	60,000	645,785	459 x 131.20 x 16	1505.88 x 430.44 x 52.49	60,000	42,000	42,000	35,000
<b>Atrium 1</b>	991	10,667	-	-	-	-	-	-
<b>Atrium 2</b>	813	8,751	-	-	-	-	-	-
<b>Atrium 3</b>	926	9,967	-	-	-	-	-	-
Royal Jubilee Ballroom	3,500	37,673	40 x 90 x 14	131.23 x 295.27 x 45.93	3,500	2,100	1,974	-
Royal Jubilee Ballroom Foyer	1,662	17,889	24 x 56 x 4.40/3.70	78.74x183.72 x14.43/12.13	-	-	-	-
Jupiter 1	103	1,108	9.90 x 10.30 x 4.20/2.96	32.48x33.79x13.77/9.71	48	20	27	-
Jupiter 2	98	1,054	9.90 x 10.30 x 4.20/2.96	31.49x33.79x13.77/9.71	48	20	27	-
Jupiter 3	87	936	8.50 x 10.30 x 4.20/2.96	27.88x33.79x13.77/9.71	48	20	27	-
Jupiter 4	224	2,411	12.60x17.80x4.65/3.70	41.33x58.39x15.25/12.13	174	90	78	-
Jupiter 5	192	2,066	10.80x17.80x4.65/3.70	35.43x58.39x15.25/12.13	138	90	78	-
Jupiter 6	224	2,411	13.20x17.80x4.65/3.70	43.30x58.39x15.25/12.13	192	90	114	-
Jupiter 7	170	1,829	9.60x17.80x4.65/3.70	31.49x58.39x15.25/12.13	119	60	78	-
Jupiter 8	200	2,152	11.25x17.80x4.65/3.70	36.90x58.39x15.25/12.13	157	80	78	-
Jupiter 9	234	2,518	13.20x17.80x4.65/3.70	43.30x58.39x15.39/12.13	192	90	114	-
Jupiter 10	202	2,174	11.40x17.80x4.65/3.70	37.40x58.39x15.25/12.13	157	80	78	-
Jupiter 11	202	2,174	11.40x17.80x4.65/3.70	37.40x58.39x15.25/12.13	157	80	78	-
Jupiter 12	234	2,518	13.20x17.80x4.65/3.70	43.30x58.39x15.25/12.13	192	90	114	-
Jupiter 13	202	2,174	11.40x17.80x4.65/3.70	37.40x58.39x15.25/12.13	157	80	78	-
Jupiter 14	180	1,937	12.00x15.00x4.65/3.70	39.37x49.21x15.25/12.13	112	50	60	-
Jupiter 15	180	1,937	12.00x15.00x4.65/3.70	39.37x49.21x15.25/12.13	112	50	60	-
Jupiter 16	180	1,937	12.00x15.00x4.65/3.70	39.37x49.21x15.25/12.13	112	50	60	-
Jupiter 4-7	810	8,718	46.20x17.80x4.65/3.70	151.57x58.39x4.65/3.70	720	400	432	-
Jupiter 8-10	636	6,845	35.85x17.80x4.65/3.70	117.61x58.39x15.25/12.13	520	280	306	-
Jupiter 11-13	636	6,845	35.85x17.80x4.65/3.70	117.61x58.39x15.25/12.13	520	280	306	-
Jupiter Foyer 4-13	1,200	12,916	10.00x120.00x4.65/3.70	32.80x393.70x15.25/12.13	-	-	-	-
Jupiter Foyer 14-16	322	3,465	9.00x38.50x4.65/3.70	29.52x126.31x15.25/12.13	-	-	-	-

@ = per room